

Mystical Lanterns Crochet Blanket & Shawl

Beatrix, Avice & Orcadia



‘If you light a lantern for another, it will
also brighten your own way.’

Nichiren

JANIE CROW



The name of a repeated tessellating design, like the one I have used in this blanket, is called an 'Ogee' pattern in Arabesque design. It took me a few weeks to get the design of these blocks right; initially I came up with lots of complicated ways to create this motif, but in the end, it was so simple - funny how sometimes a design process can take so long, and the outcome can be so easy to make!

The Mystical Lanterns blanket is an incredibly popular pattern, so almost a decade after it was first released, we felt it was time to give it a bit of an update. We have created some new colourways and layouts using the Stylecraft range of yarns. We have created one version using Naturals Bamboo + Cotton that we have called Beatrix, another using Special DK named Avice, and a third using ReCreate DK and Highland Heathers DK that we have called Orcadia.

Use the yarns listed opposite in conjunction with the original Mystical Lanterns pattern to make your unique crochet blanket or shawl.

Janie x

Jane Crowfoot

MEASUREMENT

Blanket Blocked Measurement:

Approximately 100cm (39¼in) wide x 155cm (61in) long.

Shawl Blocked Measurement:

Approximately 142cm (56cm) wide x 74cm (29 1/8in) long.














MATERIALS

Beatrix Colourway

The colour palette for this version was chosen by Stylecraft Brand Manager, Annabelle Hill, who owns a painting of the walled garden at Waterperry Gardens that inspired her choices. Annabelle once lived near the gardens and visited a couple of times a month with her children when they were small. Annabelle says it is the most magical place that was founded by two women, Beatrix Havergal and her partner Avice Sanders in the 1930s.

Stylecraft Bamboo + Cotton

13 balls required: 1 ball of each shade
60% Bamboo, 40% Cotton
250m (273yds) per 100g ball

-  Blush (7133)
-  Buttermilk (7129)
-  Citronelle (7125)
-  Deep Sea (7252)
-  Dove (7150)
-  Heather (7138)
-  Moss (7253)
-  Mulberry (7250)
-  Night (7160)
-  Pale Pink (7132)
-  Sea Foam (7143)
-  Surf (7144)
-  Lavender (7163) (joining shade)



Note: Because the Bamboo + Cotton yarn has a shorter length per 100g ball compared to Life DK, which the Mystical Lanterns blanket pattern was originally written for, the yarn usage for this version is quite tight. We had a total of approximately 150g of leftover yarn across all shades once the

blanket was complete. The random nature of this project, regarding shade use, means that you should not run short of yarn so long as you achieve the correct crochet tension, although some yarns might run very close to the end of the ball. If you run out of one shade, simply use another in its place.

Avice Colourway

Using the colour palette chosen for the Beatrix version of the Mystical Lanterns project, the team at Stylecraft chose similar shades in the Special DK range to make this blanket.

Stylecraft Special DK

13 balls required: 1 ball of each shade

100% Premium Acrylic 295m (322yds)
per 100g ball

-  Blush (1833)
-  Buttermilk (1835)
-  Cornish Blue (1841)
-  Duck Egg (1820)
-  Graphite (1063)
-  Khaki (1027)
-  Lime (1712)
-  Plum (1061)
-  Powder Pink (1843)
-  Spearmint (1842)
-  Warm Grey (1805)
-  Wisteria (1432)
-  Parma Violet (1724) (joining shade)



Orcadia Colourway






The colour palette for this version was chosen by Jane and was inspired by a visit to St Magnus's Cathedral and the Italian Chapel in Orkney, Scotland. The Cathedral is built from rich red bricks, and it features the most incredible tiled floor within its interior with intricate patterns in shades of red, brown, and yellow. The Italian Chapel is also a real treat with a lovely interior and pretty hand painted windows, which bathe the chapel in blue, yellow and pink colours when the sun shines.

ReCreate DK

12 balls required: 1 ball of each shade

40% Wool, 30% Acrylic, 30% Polyester







350m (383yds) per 100g ball

-  Aubergine (3456)
-  Avocado (3189)
-  Blush (3458)
-  Cherry (1942)
-  Dijon (1947)
-  Rose (1945)

Highland Heathers DK


100% Premium Acrylic,

272m (297yds) per 100g ball

-  Cairn (3744)
-  Granite (3742)
-  Lichen (7228)
-  Tayberry (7229)
-  Wild Salmon (3745)
-  Grist (3750) (joining shade)

Note: The shawl version of this colourway has been made using the random 'pick a yarn and use it' method as written in the pattern, however the crocheter who created the blanket in this colourway chose to use a more methodical way of working so that her project used repeated shade sequences in the blocks.





Lantern Motif,
see page 4.


Half Lantern Motif,
see page 6.




www.janiecrow.com

mail@janiecrow.co.uk

Etsy etsy.com/shop/JanieCrowLtd

 ravelry.com/people/janiecrow

 facebook.com/JanieCrowDesign

 instagram.com/janiecrow

Photography: Leanne Jade & Stylecraft · Graphic Design: Steph Peat

A MEMBER OF
A©ID
ANTI COPYING IN DESIGN

© Jane Crowfoot 2023 – Mystical Lanterns first published 2015. All rights reserved. This publication and items created from it are for personal use only. Commercial use of either the patterns or the items made from them is strictly prohibited. Please respect the copyright of the design and do not pass it either digitally or otherwise to another person.

