

JANIE CROW

Bohemian Blooms Errata

Bohemian Blooms has so far been reprinted a few times. We do our best to update each reprint with corrections to any errors that may have occurred in the pattern. This is a list of all of the problems we have found to date. We apologise for any inconvenience caused.

Virginia

P73

Round 14: Using Steel and 3.5mm hook, working behind Rounds 12 (Camel) & 13 (Summer) and into ch-sps made between sts on previous round, join yarn into 1ch-sp made before any 2dc made at flower centre on previous round by working 1ch (does not count as a st), 1dc into same ch-sp, 5ch, * 1dc into next ch-sp, 5ch; repeat from * until 23 ch-sps made, 2ch, 1tr into next dc made at beginning of the round – this leaves the hook in the correct position for the next round. (24 ch-sps made)

Round 15: end of round should read [5ch, 1dc into next ch-sp] twice, 3ch, 1dc into next ch-sp, 1ch, 1tr into dc made at the beginning of the round - this leaves the hook in the correct position for the next round. (28 ch-sps made)

Vanessa

P79

Round 2: end of round should read ; repeat from * once more omitting 1dc on final pattern repeat, ss into first dc to join...

ROUND 2: 1ch (does not count as a st), 1dc into next st, [2ch, skip next st, 1dc into next st] twice, * 6ch, working along ch just made skip next ch, 1dc into each next 2ch, 1htr into next ch, 1tr into each next 2ch, skip 1dc made into ring on previous round, 1dc into next st; repeat from * once more, ss into first dc to join, fasten off. (2ch-sps and 2 wings made)


ROUND 3: Using yam (A) Iceberg, join yarn into dc made before first wing by working 1ch (does not count as a st), 1dc into same st, working along remaining side of wing foundation ch 1dc into next st, * 1htr into next st, 1tr into each next 3sts, 3tr into skipped ch made at top of wing, working along other side of wing 1tr into each next 3sts, 1htr into next st ***, dc3tog over next 3sts (the last of these being the remaining side of



P80

Round 4: The stitch count on Round 4 is incorrect. We have added in some information in regards to what does and what doesn't count as a st in this case. Pattern should read as follows:

Round 4: Using yarn (C) Straw, join yarn into top of central tr of 3tr group made at top of first wing on previous round by working 1ch + 2ch (counts as 1tr), 1tr into same st, 3ch, ss into st at base of 3ch to create picot, 1tr into same st, 2tr into each next 2sts, 1htr into next st, 1dc into next st, dc3tog over next 3sts, 1dc into next st, 1htr into next st, 2tr into each next 3sts, 3ch, ss into st at base of 3ch to create picot, 1tr into same st, 2tr into each next 3sts, 1htr into next st, dc2tog over next 2sts, 1dc into next st, ss into next st, (this does not count as a st) 3ch, (counts as 1tr) 1tr into next st, 2tr into each next 3sts, [1tr, 1htr] into next st, 1ch, ss into 3rd ch of 3ch made on next small wing (this does not count as a st), 2ch (counts as 1htr), 1tr into same 3rd ch of 3ch, 2tr into each next 3sts, 1tr into next st, 3ch, ss into next st, (counts as a st) 1dc into next st, dc2tog over next 2sts, 1htr into next st, 2tr into each next 3sts, ss into 3rd ch of 3ch made at beginning of round to join, fasten off. (57sts)



ROUND 4: Using yarn (C) Straw, join yam into top of central tr of 3tr group made at top of first wing on previous round by working 1ch + 2ch (counts as 1tr), 1tr into same st, 3ch, ss into st at base of 3ch to create picot, 1tr into same st, 2tr into each next 2sts, 1htr into next st, 1dc into next st, dc3tog over next 3sts, 1dc into next st, 1htr into next st, 2tr into each next 3sts, 3ch, ss into st at base of 3ch to create picot, 1tr into same st, 2tr into each next 3sts, 1htr into next st, dc2tog over next 2sts, 1dc into next st, ss into next st, 3ch, (counts as 1tr) 1tr into next st, 2tr into each next 3sts, [1tr, 1htr] into next st, 1ch, ss into 3rd ch of 3ch made on next small wing, 2ch (counts as 1htr), 1tr into same 3rd ch of 3ch, 2tr into each next 3sts, 1tr into next st, 3ch, ss into next st, 1dc into next st, dc2tog over next 2sts, 1htr into next st, 2tr into each next 3sts, ss into 3rd ch of 3ch made at beginning of round to join, fasten off. (50 sts)

Using yarn (I) Rouge and using the images for reference, work 2 bullion



P81

Round 6: Should read.... **behind any wing** and not leaf.

ROUND 6: Using yarn (D) Avocado, join yarn into right hand side of any 7ch-sp made behind leaf on previous round by working 1ch (does not count as a st), 1dc into same ch-sp, 5ch, 1dc into same ch-sp, * skip 1dc at base of next stem, working along remaining side of foundation ch running along right side of leaf stem work as follows: 1dc into next ch, 1tr into next ch, 1tr into each next 2ch, 2tr into next ch, 2tr into skipped ch at tip of stem, 3ch, ss into st at base of 3ch to create picot, 1tr into skipped st at base of last tr, working along sts on other side of leaf stem continue as follows: 2tr into next st, 1tr into each next 2sts, 1tr into next st, 1dc into next st, skip ss at base of stem, 1dc into next ch-sp, 5ch, 1dc into same ch-sp; repeat from * to end, omitting 1dc on final pattern repeat, ss into first dc to join, fasten off. (4 leaves made)



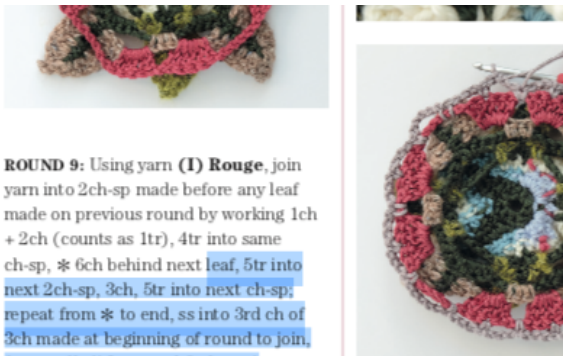
Pre-blocked Measurement
Approximately 14cm (5 1/2in) at widest point (leaf tip to opposite leaf tip).

ROUND 7: Using yarn (F) Pasture, join yarn into any 5ch-sp made on previous round by working 1ch (does not count as a st), 3dc into same ch-sp, * 6ch,

ROUND 8: Using yarn (J) Steel, join yarn into any 5ch-sp made on previous round by working 1ch (does not count as a st), 3dc into same ch-

P82

Round 9: Using yarn (I) Rouge, join yarn into 2ch-sp made before any leaf made on previous round by working 1ch + 2ch (counts as 1tr), 4tr into same ch-sp, * 6ch behind next leaf, 5tr into next 2ch-sp, **1ch**, 5tr into next ch-sp; repeat from * to end, **1ch**, ss into 3rd ch of 3ch made at beginning of round to join, fasten off. (40 sts & 8 ch-sps)



ROUND 9: Using yarn (I) Rouge, join yarn into 2ch-sp made before any leaf made on previous round by working 1ch + 2ch (counts as 1tr), 4tr into same ch-sp, * 6ch behind next leaf, 5tr into next 2ch-sp, 3ch, 5tr into next ch-sp; repeat from * to end, ss into 3rd ch of 3ch made at beginning of round to join, fasten off. (40 sts and 8 ch-sps)



Round 10: Ref to working into 3ch-sp – should read **1ch-sp** in line with Round 9.

ROUND 10: Using yarn (H) Mushroom and 3.5mm hook, join yarn into any 3ch-sp made behind any leaf on Round 6 (D) Avocado by working 1ch (does not count as a st), 1dc into same ch-sp, * 3ch, skip 2tr, 1dc into next st, 3ch, 1dc into next 5ch-sp, 5ch, 1dc into same ch-sp, 3ch, skip 2tr, 1dc into next st **, 3ch, 1dc into next 3ch-sp; repeat from * twice more, then repeat from * to **, 1ch, 1tr into next dc made at beginning of the round – this leaves the hook in the correct position for the next round. (20 ch-sps made)

Round 12: should read as below – note that yarn should not be fastened off:

Round 12: Using yarn (J) Steel, join yarn into centre of picot at tip of any leaf made on Round 8 (Camel) by working 1ch (does not count as a st), 1dc into same ch-sp, * 1tr into 5ch-sp behind same leaf made on previous round, 1dc into centre of same picot as last dc, [5ch, 1dc into next ch-sp] twice, 3ch, 1dc into centre of picot at tip of next leaf made on Round 6 (Avocado), skip ch sp behind this leaf, 3ch, 1dc into next ch sp, 5ch, 1dc into next ch-sp, 5ch, 1dc into centre of picot at tip of next leaf made on Round 8 (Camel); repeat from * to end, omitting 1dc on final pattern repeat, ss into first dc to join. (24 ch-sps made)



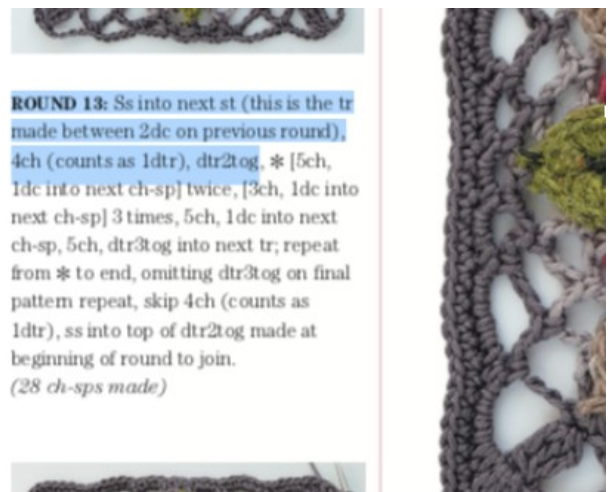
yarn (H) Mushroom, join yarn into any and any leaf on Round 6 working 1ch (does not count as a st), 1dc into same ch-sp, * into next st, 3ch, 1dc into same ch-sp, 1dc into next st **, 3ch-sp; repeat from * repeat from * to **, dc made at beginning of round leaves the hook in the correct position for the next round.

Round 12: Using yarn (J) Steel, join yarn into centre of picot at tip of any leaf made on Round 8 (Camel) by working 1ch (does not count as a st), 1dc into same ch-sp, * 1tr into 5ch-sp behind same leaf made on previous round, 1dc into centre of same picot as last dc, [5ch, 1dc into next ch-sp] twice, 3ch, working into centre of picot at tip of next leaf made on Round 6 (Avocado) and ch-sp made on previous round at the same time work [1dc, 3ch, 1dc] into next ch-sp, 5ch, 1dc into next ch-sp, 5ch, 1dc into centre of picot at tip of next leaf made on Round 8 (Camel); repeat from * to end, omitting 1dc on final pattern repeat, ss into first dc to join, fasten off. (24 ch-sps made)

82

P83

Round 13: ss into next st should be lower case, after first dtr2tog int should say **into same ch-sp** * ...



ROUND 13: Ss into next st (this is the tr made between 2dc on previous round), 4ch (counts as 1dtr), dtr2tog, * [5ch, 1dc into next ch-sp] twice, [3ch, 1dc into next ch-sp] 3 times, 5ch, 1dc into next ch-sp, 5ch, dtr3tog into next tr; repeat from * to end, omitting dtr3tog on final pattern repeat, skip 4ch (counts as 1dtr), ss into top of dtr2tog made at beginning of round to join. (28 ch-sps made)

Unity

P87

Row 3: This row should be worked into the back loop of all stitches:

Row 3: (RS facing) Using yarn **(H) Mushroom** and **3.5mm hook**, join yarn into **back loop** top of first st at beginning of last row by working 1ch + 2ch (counts as 1tr), **working into back loop of all sts** 1tr into next st, tr3tog over next 3sts, 3ch, 1dc into each next 3sts, * 3ch, tr7tog over next 7sts to create a cluster, 3ch, 1dc into each next 3sts; repeat from * a further 11 times, 3ch, tr3tog over next 3sts, 1tr into each next 2sts, turn.

RS facing) Using
m hook, working
of the central
7dc along one
ic along side edge
g the edge of the
along the third

c.

ing **3.5mm hook**,
a st), 1dc into
!sts, 7tr into
to each next
nd, changing
e on the final

ts)

ROW 2: (RS facing) Using yarn
(I) Rouge and **4mm hook**, 1ch (does
not count as a st), 1dc into each st to
end, fasten off, do not turn. (133 sts)

Change to **3.5mm hook**.

ROW 3: (RS facing) Using yarn
(H) Mushroom and **3.5mm hook**, join
yarn into top of first st at beginning of
last row by working 1ch + 2ch (counts as
1tr), 1tr into next st, tr3tog over next
3sts, 3ch, 1dc into each next 3sts, * 3ch,
tr7tog over next 7sts to create a cluster,
3ch, 1dc into each next 3sts; repeat from
* a further 11 times, 3ch, tr3tog over
next 3sts, 1tr into each next 2sts, turn.