

Delft Fiore


Crochet Blanket

JANIE CROW



First prize in Delft Crochet Blanket Colouring in Competition

Debby Gould



The Competition, Spring 2019

If you want to find out more about the Delft Colouring in Competition, details and the original blank diagrams, are available from the [Janie Crow web site](#).



First Prize Delft Fiore

Debby Gould, London NW10

Debby's inspiration:

'Blue is my favourite colour, so since the Delft colour scheme is already done I had to think about what I would like. I chose orchid colours, as they are so vibrant and fabulous! AND – I didn't use any blue, which was absolutely a first for me!'

Jane says:


We all really loved this entry and were impressed by Debby's unusual colour choices and beautifully neat colouring in. This motif was the runaway favourite in the public voting and we think the completed blanket would make a really great, fun and bright feature for anyone's home.

JANIE CROW

If you want to make this version of the Delft blanket you will need to purchase Jane Crowfoot's original pattern booklet: **Delft Crochet Blanket**, £5.95.



A yarn pack is available for this colour variation. See the [Janie Crow stockist page](#).



Blanket Measurement
Pre-blocked Measurement:
 approximately 102cm
 (40¼in) x 157cm (62in)

Blocked Measurement:
 Approximately 127cm
 (50in) square









Equipment
 4mm (US G6) and
 4.5mm (US 7) crochet
 hooks – please see
 tension notes for the
 Original Delft pattern
 Stitch markers
 Knitters sewing needle



JANIE CROW

Materials

Stylecraft Special DK 100% Premium Acrylic, 295m (322yds),
 per 100g ball

	A Violet (1277)	4 balls
	B Pistachio (1822)	2 balls
	C Bottle (1009)	2 balls
	D Saffron (1081)	2 balls
	E Citron (1263)	2 balls
	F Blush (1833)	2 balls
	G Claret (1123)	2 balls
	H Pomegranate (1083)	2 balls
	Total	18 balls

Instructions


Work as the Original Delft Crochet Blanket replacing the yarns with the shades listed on page 4 of this download.

Note: At the end of Round 5 you will need to fasten off your yarn and join your next colour for Round 6. The easiest way to do this is to change yarn shade as you work the slip-stitch at the end of Round 5.

At the end of Round/Row 17 you do not fasten off as the same shade is used for Round/Row 18. Work 1ch at the beginning of Round/Row 18 and work from Line 4, omitting the instructions on how to join yarn.

Contact

If you have any queries regarding the patterns you can email us:
mail@janiecrow.co.uk



Delft Fiore

JANIE CROW



Motif One replaces 'Dark'
(make 7)

- ROUND 1:** Citron (E).
- ROUND 2:** Citron (E).
- ROUND 3:** Pomegranate (H).
- ROUND 4:** Blush (F).
- ROUND 5:** Saffron (D).
- ROUND 6:** Pistachio (B).
- ROUND 7:** Citron (E).
- ROUND 8:** Bottle (C).
- ROUND 9:** Blush (F).
- ROUND 10:** Pomegranate (H).
- ROUND 11:** Bottle (C).
- ROUND 12:** Claret (G).
- ROUND 13:** Pomegranate (H).
- ROUND 14:** Pistachio (B).
- ROUND 15:** Saffron (D).
- ROUND 16:** Citron (E).
- ROUND 17:** Violet (A).
- ROUND 18:** Violet (A).



Motif Two replaces 'Medium'
(make 14)


- ROUND 1:** Pomegranate (H).
- ROUND 2:** Pomegranate (H).
- ROUND 3:** Blush (F).
- ROUND 4:** Claret (G).
- ROUND 5:** Citron (E).
- ROUND 6:** Pistachio (B).
- ROUND 7:** Violet (A).
- ROUND 8:** Saffron (D).
- ROUND 9:** Claret (G).
- ROUND 10:** Pomegranate (H).
- ROUND 11:** Bottle (C).
- ROUND 12:** Citron (E).
- ROUND 13:** Blush (F).
- ROUND 14:** Bottle (C).
- ROUND 15:** Pistachio (B).
- ROUND 16:** Saffron (D).
- ROUND 17:** Violet (A).
- ROUND 18:** Violet (A).

This motif is based on Debby's
coloured in motif.



Motif Three replaces 'Light'
(make 12)

- ROUND 1:** Violet (A).
- ROUND 2:** Violet (A).
- ROUND 3:** Pistachio (B).
- ROUND 4:** Bottle (C).
- ROUND 5:** Saffron (D).
- ROUND 6:** Citron (E).
- ROUND 7:** Blush (F).
- ROUND 8:** Claret (G).
- ROUND 9:** Citron (E).
- ROUND 10:** Saffron (D).
- ROUND 11:** Bottle (C).
- ROUND 12:** Blush (F).
- ROUND 13:** Pistachio (B).
- ROUND 14:** Claret (G).
- ROUND 15:** Pomegranate (H).
- ROUND 16:** Claret (G).
- ROUND 17:** Violet (A).
- ROUND 18:** Violet (A).



Delft Fiore

JANIE CROW

Half Motif (make 4)


Work the yarn shades as for Motif Two, which replaces 'Medium'.



Edging

- ROUND 1:** Pistachio (**B**).
- ROUND 2:** Claret (**G**).
- ROUND 3:** Pomegranate (**H**).
- ROUND 4:** Blush (**F**).
- ROUND 5:** Blush (**F**).

Acknowledgement: Our version of the blanket was crocheted by Sue Macdonald.



Key



Motif One



Motif Three



Motif Two



Half Motif



Yarn substitution documents for the shortlisted
Delft competition blankets are available as free
downloads from the Janie Crow web site.

With thanks to the teams at 
Simply
Crochet Stylecraft

JANIE CROW

WEBSITE: www.janiecrow.com • **EMAIL:** mail@janiecrow.co.uk

Delft Crochet Blanket, designed by Jane Crowfoot, published by Janie Crow, is protected by copyright.
All rights reserved. This pattern and items created from it are for personal use only. Commercial use of either the patterns
or the items made from them is strictly prohibited. Please respect the copyright and do not pass
either digitally or otherwise to another person.