


Delft Bejewelled Crochet Blanket

JANIE CROW



Third prize in Delft Crochet Blanket Colouring in Competition

Jackie Walker



The Competition, Spring 2019

If you want to find out more about the Delft Colouring in Competition, details and the original blank diagrams, are available from the [Janie Crow web site](#).



Third Prize Delft Bejewelled

Jackie Walker,
Chandler's Ford, Hampshire.

Jackie's inspiration:

One of my favourite computer games is Bejewelled and I wanted to create a motif that radiated opulence, warmth and glamour. Being wrapped in these colours would make me feel beautiful and shine like a jewel. I felt I needed (one round) of white (we put in cream) to represent diamonds.

Jane says:


We all know how popular the colour purple is – the shade Violet features in three of our shortlisted designs – and so it was a definite that we would choose a palette that featured purple and pink shades. What I love about Jackie's design is the way she has mixed her palette with the teal and cream to create a great colour effect.

JANIE CROW

If you want to make this version of the Delft blanket you will need to purchase Jane Crowfoot's original pattern booklet: **Delft Crochet Blanket**, £5.95.



A yarn pack is available for this colour variation. See the [Janie Crow stockist page](#).



Blanket Measurement
Pre-blocked Measurement:
 approximately 102cm
 (40¼in) x 157cm (62in)

Blocked Measurement:
 Approximately 127cm
 (50in) square

Equipment
 4mm (US G6) and
 4.5mm (US 7) crochet
 hooks – please see
 tension notes for the
 Original Delft pattern
 Stitch markers
 Knitters sewing needle



JANIE CROW

Materials

Stylecraft Special DK 100% Premium Acrylic, 295m (322yds),
 per 100g ball

	A Boysenberry (1828)	4 balls
	B Empire (1829)	3 balls
	C Spearmint (1842)	2 balls
	D Magenta (1084)	2 balls
	E Violet (1277)	2 balls
	F Clematis (1390)	1 ball
	G Cream (1005)	2 balls
	Total	16 balls


Instructions

Work as the Original Delft Crochet Blanket replacing the yarns with the shades listed on page 4 of this download.

Note: At the end of Round 5 you will need to fasten off your yarn and join your next colour for Round 6. The easiest way to do this is to change yarn shade as you work the slip-stitch at the end of Round 5.

Contact

If you have any queries regarding the patterns you can email us:
mail@janiecrow.co.uk



Delft Bejewelled

JANIE CROW



Motif One replaces 'Dark'
(make 7)

- ROUND 1:** Spearmint (C).
- ROUND 2:** Magenta (D).
- ROUND 3:** Empire (B).
- ROUND 4:** Boysenberry (A).
- ROUND 5:** Violet (E).
- ROUND 6:** Clematis (F).
- ROUND 7:** Magenta (D).
- ROUND 8:** Empire (B).
- ROUND 9:** Boysenberry (A).
- ROUND 10:** Spearmint (C).
- ROUND 11:** Violet (E).
- ROUND 12:** Boysenberry (A).
- ROUND 13:** Magenta (D).
- ROUND 14:** Empire (B).
- ROUND 15:** Violet (E).
- ROUND 16:** Cream (G).
- ROUND 17:** Empire (B).
- ROUND 18:** Boysenberry (A).

This motif is based on Jackie's coloured
in motif.




Motif Two replaces 'Medium'
(make 14)

- ROUND 1:** Empire (B).
- ROUND 2:** Magenta (D).
- ROUND 3:** Spearmint (C).
- ROUND 4:** Clematis (F).
- ROUND 5:** Violet (E).
- ROUND 6:** Spearmint (C).
- ROUND 7:** Boysenberry (A).
- ROUND 8:** Magenta (D).
- ROUND 9:** Empire (B).
- ROUND 10:** Clematis (F).
- ROUND 11:** Boysenberry (A).
- ROUND 12:** Violet (E).
- ROUND 13:** Spearmint (C).
- ROUND 14:** Magenta (D).
- ROUND 15:** Boysenberry (A).
- ROUND 16:** Cream (G).
- ROUND 17:** Empire (B).
- ROUND 18:** Boysenberry (A).



Motif Three replaces 'Light'
(make 12)

- ROUND 1:** Violet (E).
- ROUND 2:** Boysenberry (A).
- ROUND 3:** Clematis (F).
- ROUND 4:** Spearmint (C).
- ROUND 5:** Empire (B).
- ROUND 6:** Clematis (F).
- ROUND 7:** Magenta (D).
- ROUND 8:** Boysenberry (A).
- ROUND 9:** Violet (E).
- ROUND 10:** Spearmint (C).
- ROUND 11:** Cream (G).
- ROUND 12:** Violet (E).
- ROUND 13:** Clematis (F).
- ROUND 14:** Boysenberry (A).
- ROUND 15:** Magenta (D).
- ROUND 16:** Cream (G).
- ROUND 17:** Empire (B).
- ROUND 18:** Boysenberry (A).



Delft Bejewelled

JANIE CROW

Half Motif (make 4)


Work the yarn shades as for Motif Two, which replaces 'Medium'.



Edging

- ROUND 1: Empire (B).**
- ROUND 2: Magenta (D).**
- ROUND 3: Spearmint (C).**
- ROUND 4: Violet (E).**
- ROUND 5: Violet (E).**

Acknowledgement: Our version of the blanket was crocheted by Magdalena Siara.



Key



Motif One



Motif Three



Motif Two



Half Motif



Yarn substitution documents for the shortlisted
Delft competition blankets are available as free
downloads from the Janie Crow web site.

With thanks to the teams at 
Simply
Crochet Stylecraft

JANIE CROW

WEBSITE: www.janiecrow.com • **EMAIL:** mail@janiecrow.co.uk

Delft Crochet Blanket, designed by Jane Crowfoot, published by Janie Crow, is protected by copyright.
All rights reserved. This pattern and items created from it are for personal use only. Commercial use of either the patterns
or the items made from them is strictly prohibited. Please respect the copyright and do not pass
either digitally or otherwise to another person.